

27th September, 2013

LIST OF ASSETS & LIABILITIES AND BUSINESS INTERESTS

AS ON 31ST MARCH, 2013

- | | | |
|-----|---|--|
| I | Shri Kamal Nath | (List of Assets & Liabilities enclosed vide Annexure 'A') |
| II | Smt. Alka Nath
(Wife of Kamal Nath) | (List of Assets & Liabilities enclosed vide Annexure 'B') |
| III | Shri M. Nath & Sons
(HUF of Late Mahendra Nath
Father of Kamal Nath) | (List of Assets & Liabilities enclosed vide Annexure 'C') |
| IV | Shri Kamal Sons
(HUF of Kamal Nath) | (List of Assets & Liabilities enclosed vide Annexure 'D') |
| V | Companies in which the above
have business interest | (List of Assets & Liabilities enclosed as per latest
available audited Balance Sheet vide Annexure 'E') |
| VI | Comparative chart for list of
Assets and Liabilities and
Business Interest as on
31.03.2013 vis-à-vis list of
Assets and Liabilities and
Business Interest as on
31.03.2012. | (Enclosed vide Annexure 'F') |

ANNEXURE - A

LIST OF ASSETS & LIABILITIES AS ON 31.03.2013

SHRI KAMAL NATH

<u>PARTICULARS</u>	<u>AMOUNT (Rs.)</u>
<u>ASSETS</u>	
<u>IMMOVABLE PROPERTY</u>	
Land & Building (at cost)	
Village Sultanpur, Delhi	15,063,180
<u>MOVABLE PROPERTY</u>	
<u>Equity Share in Companies (at cost)</u>	
- Quoted/Listed Companies	1,750
LIC Annuity Policy for sum assured	400,000
LIC Policy for sum assured	200,000
Bonds (at cost)	560,000
<u>Others (at cost)</u>	
Computer	45,000
Car - TATA Nano LX	196,332
Car - Ambassador	484,822
Car - Ambassador	657,000
Cash & Bank Balance	10,031,839
<u>Jewellery (at cost)</u>	
300 Gram Gold Jewellery	300,000
Loans, Advances & Other Receivables	61,301,222
TOTAL ASSETS	<u>89,241,145</u>
LIABILITIES	<u>1,500,000</u>
NET ASSETS	<u>87,741,145</u>

LIST OF ASSETS & LIABILITIES AS ON 31.03.2013

Annexure - B

SMT. ALKA NATH

PARTICULARS

AMOUNT (Rs.)

IMMOVABLE PROPERTY

Land & Building (at cost)

At Village Sikarpur, Chindwara	689,000
S-5, 3rd Floor, Panchsheel Park, New Delhi	18,720,000

MOVABLE PROPERTY

Equity Share in Companies (at cost)

Unquoted companies in which business interest is held	1,916,000
Quoted/Listed Companies	12,809,586

Bonds & Other Investments (at cost)	10,377,019
--	------------

Jewellery (at cost)	925,000
----------------------------	---------

Cash & Bank Balance	20,515,261
--------------------------------	------------

Loans & Advances	27,538,507
-----------------------------	------------

TOTAL ASSETS	93,490,373
---------------------	-------------------

LIABILITIES	50,500,000
--------------------	-------------------

42,990,373

* **Less:** Shares in Companies in which business interests
is shown separately

- ALZO Investments Pvt. Ltd.	1,801,000	
- Span Plantations Pvt. Ltd.	98,000	
- Bakul Holdings Pvt. Ltd.	16,000	
- Nakul Securities Pvt. Ltd.	1,000	1,916,000

NET ASSETS	41,074,373
-------------------	-------------------

* **Note :** Since the total assets of the above Companies are also included in this declaration, the value of shares held by Smt. Alka Nath is deducted to eliminate duplication.

ANNEXURE - C

LIST OF ASSETS & LIABILITIES AS ON 31.03.2013

SHRI M. NATH & SONS

PARTICULARS

AMOUNT (Rs.)

ASSETS

Cash & Bank Balance

150,250

Loans, Advances & Other Receivables

1,518,300

TOTAL ASSETS

1,668,550

ANNEXURE - D

LIST OF ASSETS & LIABILITIES AS ON 31.03.2013

SHRI KAMAL SONS

PARTICULARS

AMOUNT(Rs.)

ASSETS

Cash & Bank Balance

205,939

TOTAL ASSETS

205,939

ANNEXURE - 'E'

COMPANIES IN WHICH MR. KAMAL NATH & HIS FAMILY HAVE BUSINESS INTEREST

S. No. **Name of Companies**

- | | | |
|---|----------------------------|--|
| 1 | Span Plantations Pvt. Ltd. | - Balance Sheet enclosed vide Annexure E - 1 |
| 2 | ALZO Investments Pvt. Ltd. | - Balance Sheet enclosed vide Annexure E - 2 |
| 3 | Nakul Securities Pvt. Ltd. | - Balance Sheet enclosed vide Annexure E - 3 |
| 4 | Bakul Holdings Pvt. Ltd. | - Balance Sheet enclosed vide Annexure E - 4 |

SPAN PLANTATIONS PVT. LTD.

ANNEXURE E - 1

BALANCE SHEET AS AT 31ST MARCH, 2013

(Amount in Rs.)

	Note	AS AT 31.03.2013	AS AT 31.03.2012
EQUITY AND LIABILITIES			
Shareholder's Funds			
- Share Capital	1	100,000	100,000
- Reserves and Surplus	2	(8,771,178)	(8,807,249)
Non-Current Liabilities			
- Long Term Borrowings	3	11,700,000	12,200,000
Current Liabilities			
- Other Current liabilities	4	13,484	13,484
- Short Term Provisions	5	207	199
TOTAL		3,042,513	3,506,434
ASSETS			
Non Current Assets			
- Fixed Assets			
(i) Tangible Assets	6	153,300	153,300
- Non-Current Investment	7	2,000,000	2,000,000
- Long Term Loans & Advances	8	-	425,000
Current Assets			
- Cash and Bank Balance	9	885,449	924,381
- Other Current Assets	10	3,764	3,753
TOTAL		3,042,513	3,506,434

Summary of Significant Accounting Policies 14
The notes are an integral part of the Financial Statements

As per our report of even date attached.

L.B.Jha & Co.,
Chartered Accountants
Firm Registration No. 301088E

Bhasakar Auddy
Partner
Membership No. 53770

Place : New Delhi
Date: 30.08.2013



SPAN PLANTATIONS PVT. LTD.

DIRECTOR

DIRECTOR


ALZO INVESTMENT PRIVATE LIMITED
Balance Sheet as at 31 March, 2012

ANNEXURE E-2

Particulars		Note No.	As at 31 March, 2012	As at 31 March, 2011
			(Amount in Rs.)	(Amount in Rs.)
A	EQUITY AND LIABILITIES			
1	Shareholders' funds			
	(a) Share capital	3	3,052,000	2,852,000
	(b) Reserves and surplus	4	24,993,769	5,702,787
			28,045,769	8,554,787
2	Share application money pending allotment		-	20,000,000
3	Non-current liabilities			
	(a) Long term borrowings	5	811,592	836,592
4	Current liabilities			
	(a) Other current liabilities	6	45,000	44,120
	TOTAL		28,902,361	29,435,499
B	ASSETS			
1	Non-current assets			
	(a) Fixed assets			
	(i) Tangible assets	7	2,421,394	2,752,824
	(b) Non-current investments	8	18,282,649	18,282,649
	(c) Deferred tax assets (net)		212,520	150,862
	(d) Long-term loans and advances	9	2,110,396	2,110,396
			23,026,959	23,296,731
2	Current assets			
	(a) Inventories	10	4,537,441	4,718,803
	(b) Trade receivables	11	-	2,113
	(c) Cash and cash equivalents	12	1,337,961	1,417,851
	TOTAL		28,902,361	29,435,499
	See accompanying notes forming part of the financial statements			

Terms of our report attached.

For Nath Ahuja & Co.
Chartered Accountants
FRN-001083N


(N.N. Ahuja)
M.No.- 80178
Proprietor

Place : New Delhi
Date : 13.08.2012

For and on behalf of the Board of Directors


Director


Director

Nakul Securities Private Limited
Balance Sheet as at 31 March, 2012

ANNEXURE E-3

Particulars	Note No.	As at 31 March, 2012	As at 31 March, 2011
		(Amount in Rs.)	(Amount in Rs.)
A EQUITY AND LIABILITIES			
1 Shareholders' funds			
(a) Share capital	3	150,160	100,000
(b) Reserves and surplus	4	5,913,716	724,722
2 Share application money pending allotment		-	5,016,575
3 Non-current liabilities			
(a) Deferred tax liabilities (net)		9,141	10,855
(b) Long-term provisions	5	650	4,000
4 Current liabilities			
(a) Other current liabilities	6	44,944	44,120
TOTAL		6,118,610	5,900,272
B ASSETS			
1 Non-current assets			
(a) Fixed assets			
(i) Tangible assets	7A	55,185	66,024
(b) Non-current investments	8	2,000,000	2,000,000
(c) Long-term loans and advances	9	2,656,089	2,656,089
2 Current assets			
(a) Inventories	10	233,176	711,804
(b) Trade receivables	11	-	3,003
(c) Cash and cash equivalents	12	1,170,907	463,352
(d) Short-term loans and advances	13	3,253	-
TOTAL		6,118,610	5,900,272
See accompanying notes forming part of the financial statements			

In terms of our report attached.

For Nath Ahuja & Co.
Chartered Accountants

FRN-001083N

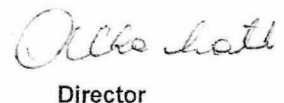

(N.N. Ahuja)

M.No.- 80178

Proprietor

For and on behalf of the Board of Directors


Director



Director

Place New Delhi

Date : 13.08.2012

Particulars	Note No.	As at 31 March, 2012	As at 31 March, 2011
		(Amount in Rs.)	(Amount in Rs.)
A EQUITY AND LIABILITIES			
1 Shareholders' funds			
(a) Share capital	3	150,400	100,000
(b) Reserves and surplus	4	5,753,984	709,789
2 Share application money pending allotment	22.1	-	5,040,000
3 Non-current liabilities			
(a) Long-term borrowings	5	52,913	52,913
(b) Deferred tax liabilities (net)	24.4	7,389	7,498
(c) Other long-term liabilities	6	39,984	15,000
(d) Long Term Provision	7	-	15,000
4 Current liabilities			
(a) Other current liabilities	8	44,944	69,104
TOTAL		6,049,614	6,009,305
B ASSETS			
1 Non-current assets			
(a) Fixed assets			
(i) Tangible assets	9.A	57,244	63,478
(b) Non-current investments	10	2,000,000	2,000,000
(d) Long-term loans and advances	11	2,516,104	2,521,044
2 Current assets			
(b) Inventories	12	516,654	571,446
(c) Trade receivables	13	4,183	4,183
(d) Cash and cash equivalents	14	878,017	774,934
(e) Short-term loans and advances	15	3,192	-
(f) Other current assets	16	74,220	74,220
TOTAL		6,049,614	6,009,305
See accompanying notes forming part of the financial statements			

In terms of our report attached

For Math Ahuja & Co.
Chartered Accountants
FRN-001083N

(N.N. Ahuja)
M.No.- 80178
Proprietor

For and on behalf of the Board of Directors


Director


Director

Place : New Delhi
Date : 09.08.2012

ANNEXURE - 'F'

**Comparative chart for List of Assets and Liabilities and Business Interests as on 31.03.2013
vis-à-vis List of Assets and Liabilities and Business Interests as on 31.03.2012**

<u>Particulars</u>	Declaration of Assets	Declaration of Assets
	<u>As on 31.03.2013</u> <u>(Rs.)</u>	<u>As on 31.03.2012</u> <u>(Rs.)</u>
Net Assets of Shri Kamal Nath	87,741,145	88,520,428
Net Assets of Smt. Alka Nath	41,074,373	44,829,867
Net Assets of M. Nath & Sons	1,668,550	1,664,617
Net Assets of Kamal Sons	205,939	199,896
Net Assets of Span Plantations Pvt. Ltd.	(8,671,178)	591,663
Net Assets of Alzo Investments Pvt. Ltd.	28,045,769	28,554,786
Net Assets of Nakul Securities Pvt. Ltd.	6,063,876	5,841,297
Net Assets of Bakul Holdings Pvt. Ltd.	5,904,384	5,849,789