

30th August, 2012

**LIST OF ASSETS & LIABILITIES AND BUSINESS INTERESTS**

**AS ON 31ST MARCH, 2012**

- |     |   |  |
|-----|---|--|
| I   | Shri Kamal Nath   | (List of Assets & Liabilities enclosed vide Annexure 'A')  |
| II  | Smt. Alka Nath<br>(Wife of Kamal Nath)  | (List of Assets & Liabilities enclosed vide Annexure 'B')  |
| III | Shri M. Nath & Sons<br>(HUF of Late Mahendra Nath<br>Father of Kamal Nath)  | (List of Assets & Liabilities enclosed vide Annexure 'C')  |
| IV  | Shri Kamal Sons<br>(HUF of Kamal Nath)  | (List of Assets & Liabilities enclosed vide Annexure 'D')  |
| V   | Companies in which the above<br>have business interest  | (List of Assets & Liabilities enclosed as per latest<br>available audited Balance Sheet vide Annexure 'E') |
| VI  | <b>Comparative chart for list of<br/>Assets and Liabilities and<br/>Business Interest as on<br/>31.03.2012 vis-à-vis list of<br/>Assets and Liabilities and<br/>Business Interest as on<br/>31.03.2011.</b> | <b>(Enclosed vide Annexure 'F')</b>  |

**ANNEXURE - A**

**LIST OF ASSETS & LIABILITIES AS ON 31.03.2012**

**SHRI KAMAL NATH**

<b><u>PARTICULARS</u></b>	<b><u>AMOUNT (Rs.)</u></b>
<b><u>ASSETS</u></b>	
<b><u>IMMOVABLE PROPERTY</u></b>	
<b>Land &amp; Building (at cost)</b>	
Village Sultanpur, Delhi	15,063,180
<b><u>MOVABLE PROPERTY</u></b>	
<b><u>Equity Share in Companies (at cost)</u></b>	
- Quoted/Listed Companies	1,750
LIC Annuity Policy for sum assured	400,000
LIC Policy for sum assured	200,000
Bonds (at cost)	550,000
<b><u>Others (at cost)</u></b>	
Computer	45,000
Car - TATA Nano LX	196,332
Car - Ambassador	484,822
Cash & Bank Balance	9,965,873
<b><u>Jewellery (at cost)</u></b>	
300 Gram Gold Jewellery	300,000
Loans, Advances & Other Receivables	62,813,471
<b>TOTAL ASSETS</b>	<b><u>90,020,428</u></b>
<b>LIABILITIES</b>	<b><u>1,500,000</u></b>
<b>NET ASSETS</b>	<b><u>88,520,428</u></b>

LIST OF ASSETS & LIABILITIES AS ON 31.03.2012

SMT. ALKA NATH

PARTICULARS

AMOUNT (Rs.)

IMMOVABLE PROPERTY

Land & Building (at cost)

At Village Sikarpur, Chindwara	689,000
S-5, 3rd Floor, Panchsheel Park, New Delhi	18,720,000

MOVABLE PROPERTY

Equity Share in Companies (at cost)

Unquoted companies in which business interest is held	1,916,000
Quoted/Listed Companies	12,204,669

<b>Bonds &amp; Other Investments (at cost)</b>	8,531,603
--	-----------

<b>Jewellery (at cost)</b>	925,000
----------------------------	---------

<b>Cash &amp; Bank Balance</b>	14,681,088
--------------------------------	------------

<b>Loans &amp; Advances</b>	28,238,507
-----------------------------	------------

<b>TOTAL ASSETS</b>	<u><u>85,905,867</u></u>
---------------------	--------------------------

<b>LIABILITIES</b>	<u><u>39,160,000</u></u>
--------------------	--------------------------

46,745,867

\* **Less:** Shares in Companies in which business interests is shown separately

- ALZO Investments Pvt. Ltd.	1,801,000	
- Span Plantations Pvt. Ltd.	98,000	
- Bakul Holdings Pvt. Ltd.	16,000	
- Nakul Securities Pvt. Ltd.	1,000	1,916,000
	<u>1,916,000</u>	

<b>NET ASSETS</b>	<u><u>44,829,867</u></u>
-------------------	--------------------------

\* **Note :** Since the total assets of the above Companies are also included in this declaration, the value of shares held by Smt. Alka Nath is deducted to eliminate duplication.

ANNEXURE - C

LIST OF ASSETS & LIABILITIES AS ON 31.03.2012

SHRI M. NATH & SONS

<u>PARTICULARS</u>	<u>AMOUNT (Rs.)</u>
<u>ASSETS</u>	
Cash & Bank Balance	146,317
Loans, Advances & Other Receivables	1,518,300
<b>TOTAL ASSETS</b>	<b><u>1,664,617</u></b>

ANNEXURE - D

LIST OF ASSETS & LIABILITIES AS ON 31.03.2012

SHRI KAMAL SONS

PARTICULARS

AMOUNT(Rs.)

ASSETS

Cash & Bank Balance

199,896

TOTAL ASSETS

199,896

**ANNEXURE - 'E'**

**COMPANIES IN WHICH MR. KAMAL NATH & HIS FAMILY HAVE BUSINESS INTEREST**

<b><u>S. No.</u></b>	<b><u>Name of Companies</u></b>	
1	Span Plantations Pvt. Ltd.	- Balance Sheet enclosed vide Annexure E - 1
2	ALZO Investments Pvt. Ltd.	- Balance Sheet enclosed vide Annexure E - 2
3	Nakul Securities Pvt. Ltd.	- Balance Sheet enclosed vide Annexure E - 3
4	Bakul Holdings Pvt. Ltd.	- Balance Sheet enclosed vide Annexure E - 4

## SPAN PLANTATIONS PVT.LTD.

## BALANCE SHEET AS AT 31ST MARCH, 2011

Particulars	Schedule	As At 31.03.2011 (Rupees)	As At 31.03.2010 (Rupees)
<b>I. SOURCES OF FUNDS</b>			
<u>Shareholders Funds</u>			
Share Capital	1	100,000	100,000
Reserve & Surplus	2	491,663	466,806
<u>Loan Funds</u>			
Unsecured Loan	3	12,200,000	15,400,000
<b>TOTAL</b>		<b>12,791,663</b>	<b>15,966,806</b>
<b>II. APPLICATION OF FUNDS</b>			
<u>Fixed Assets</u>			
Gross Block	4	153,300	153,300
Less: Depreciation		-	-
Net Block		153,300	153,300
<u>Investments</u>			
	5	2,000,000	2,000,000
<u>Current Assets, Loans and Advances</u>			
Cash and Bank Balances	6	902,469	869,415
Loans and Advances		9,760,250	12,970,386
<b>Total (A)</b>		<b>10,662,719</b>	<b>13,839,801</b>
<u>Less: Current Liabilities and Provisions</u>			
Current Liabilities	7	13,236	13,236
Provisions		11,120	13,059
<b>Total (B)</b>		<b>24,356</b>	<b>26,295</b>
Net Current Assets	(A)-(B)	10,638,363	13,813,506
<b>TOTAL</b>		<b>12,791,663</b>	<b>13,966,806</b>


Significant Accounting Policies and Notes  
to the Accounts 8  
Schedule 1 to 8 referred above form an integral part of this Balance Sheet.

As per our report of even date attached.

For L.B.JHA & CO.  
CHARTERED ACCOUNTANTS  
REGISTRATION No. 301088E - FIRM

For SPAN PLANTATIONS PVT. LTD.

BHASKAR AUDDY  
PARTNER  
M # 53770



DIRECTOR

DIRECTOR

PLACE: NEW DELHI  
DATED: 17.08.2011

**ALZO INVESTMENTS PVT. LTD.**  
**5, SIRI FORT ROAD, NEW DELHI - 110049**

**ANNEXURE - E-2**

**BALANCE SHEET AS AT MARCH 31, 2011**

(Amount In ₹)

Particulars	Sch. No.	Amount As At 31.3.2011	Amount As At 31.3.2010
<b>SOURCES OF FUNDS</b>			
<b>SHAREHOLDERS FUND</b>			
Share Capital	1	2,852,000.00	2,852,000.00
Share Application Money		20,000,000.00	20,000,000.00
Reserves & Surplus	2	<u>5,702,786.63</u>	<u>3,990,285.60</u>
		28,554,786.63	26,842,285.60
<b>LOAN FUNDS</b>			
Unsecured Loans	3	836,592.00	856,592.00
		<u>29,391,378.63</u>	<u>27,698,877.60</u>
<b>APPLICATION OF FUNDS</b>			
<b>FIXED ASSETS</b>			
Gross Block	4	3,608,966.00	3,479,966.00
Depreciation		<u>856,141.75</u>	<u>535,998.07</u>
Net Block		2,752,824.25	2,943,967.93
<b>INVESTMENTS</b>			
	5	18,282,649.24	6,096,440.00
<b>CURRENT ASSETS, LOANS AND ADVANCES</b>			
<b>Current Assets</b>			
a) Closing Stock	6	4,718,803.00	1,672,951.36
b) Cash & Bank Balances		1,417,850.88	4,250,775.90
c) Sundry Debtors		2,113.13	-
Loans and Advances	7	<u>2,110,396.00</u>	<u>12,709,354.00</u>
		8,249,163.01	18,633,081.26
<b>LESS:- CURRENT LIABILITIES AND PROVISIONS</b>			
Current Liabilities	8	<u>44,120.00</u>	<u>65,605.00</u>
		44,120.00	65,605.00
<b>NET CURRENT ASSETS</b>		8,205,043.01	18,567,476.26
<b>DEFERRED TAX ASSETS</b>		150,862.14	90,993.43
Significant Accounting Policies & Notes to the Accounts	12		
		<u>29,391,378.63</u>	<u>27,698,877.60</u>

In terms of our report of even date attached

FOR ALZO INVESTMENTS PVT. LTD.

FOR NATH AHUJA & COMPANY  
 CHARTERED ACCOUNTANTS

FRN No. -001083N

*Alka Singh*

DIRECTOR


*Vijay Singh*

DIRECTOR

*N.N. Ahuja*

(N.N. AHUJA)  
 PROPRIETOR

M.No. 80178



Place: New Delhi,  
 Dated: 29/06/2011



**NAKUL SECURITIES PRIVATE LIMITED**  
**5, SIRI FORT ROAD, NEW DELHI - 110049**


BALANCE SHEET AS AT MARCH 31, 2011

(Amount in INR)

Particulars	Sch. No.	AMOUNT AS AT 31/03/2011	AMOUNT AS AT 31/03/2010
<b>SOURCES OF FUNDS</b>			
<b>SHAREHOLDERS FUND</b>			
Share Capital	1	100,000	100,000
Share Application Money		5,016,575	5,016,575
Reserves & Surplus		724,722	691,141
		5,841,297	5,807,716
<b>DEFERRED TAX LIABILITY</b>		10,856	14,007
<b>LOAN FUNDS</b>			40,000
Unsecured Loans	2	-	40,000
		<u>5,852,153</u>	<u>5,861,723</u>
<b>APPLICATION OF FUNDS</b>			
<b>FIXED ASSETS</b>			
Gross Block	3	204,462	200,762
Depreciation		138,438	120,865
Net Block		66,024	79,897
<b>INVESTMENTS</b>		2,000,000	1,000,000
<b>CURRENT ASSETS, LOANS AND ADVANCES</b>			
Current Assets	4		
a) Closing Stock		711,804	574,001
b) Cash and Bank Balances		463,353	682,468
c) Sundry Debtors		3,003	-
Loans and Advances	5	2,656,089	3,742,011
		3,834,249	4,998,479
<b>LESS:- CURRENT LIABILITIES AND PROVISIONS</b>			
Current Liabilities	6	44,120	159,334
Provisions		4,000	57,320
		48,120	216,654
<b>NET CURRENT ASSETS</b>		<u>3,786,129</u>	<u>4,781,825</u>
		<u>5,852,153</u>	<u>5,861,723</u>
Significant Accounting Policies & Notes to the Accounts	9		

In terms of our report of even date attached

FOR NAKUL SECURITIES PRIVATE LIMITED





DIRECTOR

Place: New Delhi  
Dated: 30/06/2011


DIRECTOR

FOR NATH AHUJA & COMPANY  
CHARTERED ACCOUNTANTS

FBN NO. 001082N

  
 (N.N. AHUJA)  
 PROPRIETOR  
 M.NO. 80178


**BAKUL HOLDINGS PRIVATE LIMITED****5, SIRI FORT ROAD, NEW DELHI - 110049**

BALANCE SHEET AS AT MARCH 31, 2011

(Amount In ₹)


Particulars	Sch. No.	Amount As At 31.3.2011	Amount As At 31.3.2010
<b>SOURCES OF FUNDS</b>			
<b>SHAREHOLDERS FUND</b>			
Share Capital	1	100,000.00	100,000.00
Share Application Money		5,040,000.00	5,040,000.00
Reserves & Surplus		709,789.24	582,152.36
		5,849,789.24	5,722,152.36
<b>DEFERRED TAX LIABILITY</b>		7,498.00	7,249.00
<b>LOAN FUNDS</b>		52,913.37	72,913.00
		5,910,200.61	5,802,314.36
<b>APPLICATION OF FUNDS</b>			
<b>FIXED ASSETS</b>			
Gross Block	3	101,250.00	247,925.00
Depreciation		37,771.69	31,658.44
Net Block		63,478.31	216,266.56
<b>INVESTMENTS</b>	4	2,000,000.00	1,000,000.00
<b>CURRENT ASSETS, LOANS AND ADVANCES</b>			
<b>Current Assets</b>			
a) Closing Stock	5	571,446.00	687,451.30
b) Cash & Bank Balances		774,933.67	423,154.50
c) Sundry Debtors		4,182.62	-
Loans and Advances		2,595,264.00	3,554,031.00
		3,945,826.29	4,664,636.80
<b>LESS:- CURRENT LIABILITIES AND PROVISIONS</b>			
Current Liabilities	6	84,104.00	78,589.00
Provisions		15,000.00	-
		99,104.00	78,589.00
<b>NET CURRENT ASSETS</b>		3,846,722.29	4,586,047.80
Significant Accounting Policies & Notes to the Accounts	9		
		5,910,200.60	5,802,314.36

In terms of our report of even date attached

FOR BAKUL HOLDINGS PVT. LTD.

Alka Kolt

DIRECTOR



DIRECTOR

Place: New Delhi.  
Dated: 29/06/2011FOR NATH AHUJA & COMPANY  
CHARTERED ACCOUNTANTS

FRN No. - 001083N


(N.N. NATH AHUJA)  
PROPRIETOR  
M.No. 80178

**ANNEXURE - 'F'**

**Comparative chart for List of Assets and Liabilities and Business Interests as on 31.03.2012  
vis-à-vis List of Assets and Liabilities and Business Interests as on 31.03.2011**

<b>Particulars</b>	<b>Refer to Note No.</b>	<b>Declaration</b>	<b>Declaration</b>
		<b>of Assets As on 31.03.2012 (Rs.)</b>	<b>of Assets As on 31.03.2011 (Rs.)</b>
Net Assets of Shri Kamal Nath		88,520,428	88,659,831
Net Assets of Smt. Alka Nath		44,829,867	42,732,428
Net Assets of M. Nath & Sons		1,664,617	1,768,810
Net Assets of Kamal Sons		199,896	195,351
Net Assets of Span Plantations Pvt. Ltd.		591,663	566,806
Net Assets of Alzo Investments Pvt. Ltd.		28,554,786	26,842,285
Net Assets of Nakul Securities Pvt. Ltd.		5,841,297	5,807,716
Net Assets of Bakul Holdings Pvt. Ltd.		5,849,789	5,722,152
Net Assets of Shri Nakul Nath	1	-	23,918,258
Net Assets of Shri Bakul Nath	1	-	25,865,906
Net Assets of Smt. Simran Nath	1	-	157,590,321
Net Assets of Nath Benefit Fund	2	-	7,195,436
Net Assets of Span Motels Pvt. Ltd.	3	-	58,619,360
Net Assets of Span Air Pvt. Ltd.	3	-	433,017,183
Net Assets of Span Agro Properties Pvt. Ltd.	3	-	6,884,898
Net Assets of Span Beach Resorts Pvt. Ltd.	3	-	100,000
Net Assets of Shaka Properties Pvt. Ltd.	3	-	35,204,906
Net Assets of Shaka Estate & Finance Pvt. Ltd.	3	-	7,208,963
Net Assets of Greenhill Properties Pvt. Ltd.	3	-	32,655,614
Net Assets of Green Valley Properties Pvt. Ltd.	3	-	100,000
Net Assets of Ram Kanta Properties Pvt. Ltd.	3	-	(3,244,726)
Net Assets of Magnum Associates Pvt. Ltd.	3	-	2,569,864
Net Assets of EMC Alloys Pvt. Ltd.	3	-	(5,992)
Net Assets of EMC Projects Pvt. Ltd.	3	-	90,211,988
Net Assets of EMC Steelal Ltd.	3	-	184,546,229
Net Assets of Netvantage Technologies Pvt. Ltd.	3	-	702,427
Net Assets of International Management Technologies Pvt. Ltd.	3	-	149,000,458
Net Assets of Institute of Management Technology FZ LLC Dubai - UAE	3	- AED	32,673,811
Net Assets of IMT FZC	3	- AED	1,030,156
Net Assets of Neelkamal Realty Pvt. Ltd.	3	-	(199,504)
Net Assets of Unique Technobuild Pvt. Ltd.	3	-	134,442,080
Net Assets of Robinson Realty Pvt. Ltd.	3	-	100,000
Net Assets of Centenary Trading Pvt. Ltd.	3	-	(177,553)

Note 1 In the previous year, the assets of Shri Nakul Nath, Shri Bakul Nath & Smt. Simran Nath were shown. Since they are not dependent family members, it is not required to include their assets. They have therefore, been excluded this year.

Note 2 A Private Trust for the Benefit of Shri Nakul Nath and Shri Bakul Nath, who are non-dependent family members. Shri Kamal Nath or Smt. Alka nath are not Trustees of this Trust. The assets of these Trusts have been excluded this year.

Note 3 Neither Shri Kamal Nath nor Smt Alka Nath nor any dependent family member has any business interest or shareholding or directorship in these entities. These entities are owned and managed by non-dependent family members. There is no requirement for including these assets, hence excluded this year.