

LIST OF ASSETS & LIABILITIES AND BUSINESS INTERESTS
AS ON 31ST MARCH, 2011

- | | | |
|------|--|--|
| I | Shri Kamal Nath | (List of Assets & Liabilities enclosed vide Annexure 'A') |
| II | Smt. Alka Nath
(Wife of Kamal Nath) | (List of Assets & Liabilities enclosed vide Annexure 'B') |
| III | Shri Nakul Nath
(Son of Kamal Nath) | (List of Assets & Liabilities enclosed vide Annexure 'C') |
| IV | Shri Bakul Nath
(Son of Kamal Nath) | (List of Assets & Liabilities enclosed vide Annexure 'D') |
| V | Smt. Simran Nath
(Daughter in law of Kamal Nath) | (List of Assets & Liabilities enclosed vide Annexure 'E') |
| VI | Shri M. Nath & Sons
(HUF of Late Mahendra Nath
Father of Kamal Nath) | (List of Assets & Liabilities enclosed vide Annexure 'F') |
| VII | Shri Kamal Sons
(HUF of Kamal Nath) | (List of Assets & Liabilities enclosed vide Annexure 'G') |
| VIII | Nath Benefit Fund
(Private Trust for benefit of
Nakul Nath and Bakul Nath) | (List of Assets & Liabilities enclosed vide Annexure 'H') |
| IX | Companies in which the above
have business interest | (List of Assets & Liabilities enclosed as per latest
available audited Balance Sheet vide Annexure 'I') |

ANNEXURE - A

LIST OF ASSETS & LIABILITIES AS ON 31.03.2011

SHRI KAMAL NATH

PARTICULARS

AMOUNT (Rs.)

ASSETS

IMMOVABLE PROPERTY

Land & Building (at cost)

Village Sultanpur, Delhi

15,063,180

MOVABLE PROPERTY

Equity Share in Companies (at cost)

- Quoted/Listed Companies

1,750

- Unquoted/Companies

1,173,710

LIC Annuity Policy for sum assured

400,000

LIC Policy for sum assured

200,000

Bonds (at cost)

450,000

Others (at cost)

Computer

45,000

Car - TATA Nano LX

196,332

Car - Ambassador

484,822

Cash & Bank Balance

23,975,257

Jewellery (at cost)

300 Gram Gold Jewellery

300,000

Loans, Advances & Other Receivables

47,869,780

LIABILITIES

1,500,000

LIST OF ASSETS & LIABILITIES AS ON 31.03.2011

Annexure - B

SMT. ALKA NATH

PARTICULARS

AMOUNT (Rs.)

IMMOVABLE PROPERTY

Land & Building (at cost)

At Village Sikarpur, Chindwara	689,000
S-5, 3rd Floor, Panchsheel Park, New Delhi	18,720,000

MOVABLE PROPERTY

Equity Share in Companies (at cost)

Quoted/Listed Companies	9,917,428
Unquoted/Companies	1,916,000

Bonds & Other Investments (at cost) 8,570,000

Jewellery (at cost) 925,000

Cash & Bank Balance 14,120,000

Loans & Advances 16,875,000

LIABILITIES 29,000,000

ANNEXURE - C

LIST OF ASSETS & LIABILITIES AS ON 31.03.2011

SHRI NAKUL NATH

PARTICULARS

AMOUNT (Rs.)

ASSETS

MOVABLE PROPERTY

Equity Share in Companies (at cost)

- Quoted/Listed Companies	7,369,905
- Unquoted/Companies	2,480,976

LIC Future Plus 200,000

Bonds and Other Investments(at cost) 1,507,990

Jewellery (at cost) 675,538

Cash & Bank Balance 4,143,795

Loans, Advances & Other Receivables 18,206,154

LIABILITIES 10,666,100

ANNEXURE - D

LIST OF ASSETS & LIABILITIES AS ON 31.03.2011

SHRI BAKUL NATH

PARTICULARS

AMOUNT (Rs.)

ASSETS

IMMOVABLE PROPERTY

Land and Building (at cost)

1/2 Share in Flat No. A-201, Zen Garden, Bangalore (Measuring 2300 sq. fts.) 3,971,880

1/2 Share in Flat No. 003, Rays of Light, Bangalore (Measuring 3310 sq. fts.) 8,740,500

MOVABLE PROPERTY

Equity Share in Companies (at cost)

- Quoted/Listed Companies 3,222,152

- Unquoted/Companies 2,217,100

Bonds and Other Investments(at cost) 647,996

Cash & Bank Balance 6,441,473

Loans, Advances & Other Receivables 18,643,740

LIABILITIES 18,018,935

LIST OF ASSETS & LIABILITIES AS ON 31.03.2011

Annexure - E

SMT. SIMRAN NATH

PARTICULARS

AMOUNT (Rs.)

IMMOVABLE PROPERTY

Land and Building (at cost)

Vila No. 10, Gurgaon One, Gurgaon, Haryana - 122001 (Measuring 4762 sqft) 10,913,873

1/2 Share in Property No. 114, Sunder Nagar (Measuring 866.67 sq. yds.) 31,561,760

1/2 Share in Flat No. A-201, Zen Garden, Bangalore (Measuring 2300 sq. fts.) 3,971,880

1/2 Share in Flat No. 003, Rays of Light, Bangalore (Measuring 3310 sq. fts.) 8,740,500

MOVABLE PROPERTY

Equity Share in Companies (at cost)

Quoted/Listed Companies 86,000

Unquoted/Companies 10,751,350

Jewellery (As per Wealth Tax Return)

Gold & Silver 18,935,518

Cash & Bank Balance 2,061,145

Loans, Advances & Other Receivables 73,508,295

LIABILITIES

2,940,000

ANNEXURE - F

LIST OF ASSETS & LIABILITIES AS ON 31.03.2011

SHRI M. NATH & SONS

PARTICULARS

AMOUNT (Rs.)

ASSETS

MOVABLE PROPERTY

Equity Share in Unquoted Companies (at cost)	107,760
Cash & Bank Balance	142,750
Loans, Advances & Other Receivables	1,518,300

ANNEXURE - G

LIST OF ASSETS & LIABILITIES AS ON 31.03.2011

SHRI KAMAL SONS

PARTICULARS

AMOUNT(Rs.)

ASSETS

MOVABLE PROPERTY

Equity Share in Unquoted Company (at cost) 40

Cash & Bank Balance 195,311

ANNEXURE - H

LIST OF ASSETS & LIABILITIES AS ON 31.03.2011

NATH BENEFIT FUND

PARTICULARS

AMOUNT (Rs.)

ASSETS

IMMOVABLE PROPERTY

Land (at cost)

285,784

Chindwara, Madhya Pradesh

MOVABLE PROPERTY

Equity Shares in Companies (at face value)

- Quoted/Listed Companies

1,000

- Unquoted/Companies

546,870

Cash & Bank Balance

175,590

Loans, Advances & Other Receivables

6,186,192

ANNEXURE - 'I'

COMPANIES IN WHICH MR. KAMAL NATH & HIS FAMILY HAVE BUSINESS INTEREST

S. No. Name of Companies

- 1 Span Motels Pvt. Ltd.
- 2 Span Air Pvt. Ltd.
- 3 Span Agro Properties Pvt. Ltd.
- 4 Span Plantations Pvt. Ltd.
- 5 Span Beach Resorts Pvt. Ltd.
- 6 Shaka Properties Pvt. Ltd.
- 7 Shaka Estate & Finance Pvt. Ltd.
- 8 Greenhill Properties Pvt. Ltd.
- 9 Green Valley Properties Pvt. Ltd.
- 10 Ramkanta Properties Pvt. Ltd.
- 11 Magnum Associates Pvt. Ltd.
- 12 EMC Alloys Pvt. Ltd.
- 13 EMC Projects Pvt. Ltd.
- 14 EMC Steelal Ltd.
- 15 Netvantage Technologies Pvt. Ltd.
- 16 International Management Technologies Pvt. Ltd.
- 17 Institute of Management Technology FZ L.L.C Dubai - UAE
- 18 IMT FZC
- 19 Neelkamal Realty Pvt. Ltd.
- 20 Unique Technobuild Pvt. Ltd.
- 21 Robinson Realty Pvt. Ltd.
- 22 Centenary Trading Pvt. Ltd.
- 23 ALZO Investments Pvt. Ltd.
- 24 Nakul Securities Pvt. Ltd.
- 25 Bakul Holdings Pvt. Ltd.

SPAN MOTELS PVT.LTD.
BALANCE SHEET AS AT 31ST MARCH 2010


<u>PARTICULARS</u>	<u>SCH.</u>	<u>CURRENT YEAR AMOUNT(Rs.)</u>	<u>PREVIOUS YEAR AMOUNT(Rs.)</u>
I. SOURCES OF FUNDS			
1 Shareholders' Funds			
a) Capital	1	9,141,000	9,141,000
b) Reserves and Surplus	2	49,478,360	28,987,404
2 Loan Funds			
a) Secured Loans	3	-	22,623,966
b) Unsecured Loans		80,000,000	91,500,000
c) Debenture (Unsecured)		172,560,000	172,560,000
3 Deferred Tax Liability(Net of Assets)		1,897,717	1,734,947
TOTAL		313,077,077	326,547,317
II. APPLICATION OF FUNDS			
1 Fixed Assets			
a) Gross Block	4	69,416,197	64,005,076
b) Less: Depreciation		25,265,074	22,950,437
c) Net Block		44,151,123	41,054,639
d) Capital Work in Progress		5,120,555	36,970,756
		49,271,678	78,025,395
2 Investments			
	5	249,314,135	248,859,335
3 Current Assets,Loans & Advances			
a) Inventories		691,126	575,870
b) Sundry Debtors	6	20,280,107	128,575
c) Cash & Bank Balances	7	1,739,856	2,545,107
d) Other Current Assets	8	-	1,921
e) Loans and Advances	9	2,496,247	2,077,936
		25,207,336	5,329,409
Less:Current Liabilities & Provisions			
a) Liabilities	10	5,354,072	4,356,342
b) Provisions	11	5,362,000	1,310,480
Net Current Assets		14,491,264	(337,413)
TOTAL		313,077,077	326,547,317

Accounting Policies and Notes on Accounts form integral part of the Balance Sheet.

AUDITOR'S REPORT

As per our Separate report of even date
For S.P.Sharma & Associates
Chartered Accountants
FRN - 000744N

CA. S.P.SHARMA
PARTNER
M.NO.15921



Vand
DIRECTOR

S. S. S.
DIRECTOR

PLACE: NEW DELHI
DATED: August 10, 2010

SPAN AIR PRIVATE LIMITED
BALANCE SHEET AS AT 31st March, 2010

AMOUNT (RS.)

PARTICULARS	SCHEDULE	AS AT 31.03.2010	AS AT 31.03.2009
SOURCES OF FUNDS			
<u>Shareholders Funds</u>			
Share Capital	1	285,629,000	285,629,000
Reserve & Surplus	2	147,388,183	134,354,088
<u>Loan Funds</u>			
Secured Loans	3	-	22,623,966
		33,216,456	40,880,106
<u>Deferred Tax Liability(Net of Assets)</u>		466,233,639	483,487,160
APPLICATION OF FUNDS			
<u>Fixed Assets</u>			
Gross Block	4	562,418,502	563,907,546
Less: Depreciation		194,445,069	125,657,115
Net Block		367,973,433	438,250,431
Capital Work in Progress		-	32,215,974
		367,973,433	470,466,405
Investments	5	10,200,000	10,200,000
<u>Current Assets, Loans & Advances</u>			
Sundry Debtors	6	48,120,799	11,974,646
Cash & Bank Balances	7	25,288,116	40,699,003
Other Current Assets	8	163,031	117,412
Loans & Advances	9	162,535,486	128,679,921
		236,107,432	181,470,982
<u>Less: Current Liabilities & Provisions</u>			
Liabilities	10	142,369,149	163,748,304
Provisions	11	5,678,077	14,901,923
		148,047,226	178,650,227
NET CURRENT ASSETS		88,060,206	2,820,755
		466,233,639	483,487,160

Accounting Policies and Notes on Accounts form an integral part of the Balance Sheet.

AUDITOR'S REPORT

As per our separate report of even date
FOR S.P. SHARMA & ASSOCIATES
CHARTERED ACCOUNTANTS

F R N 000744N

(CA S.P. SHARMA)
PARTNER
MEMBERSHIP NO. 1592
PLACE : NEW DELHI
DATED : 10th August, 2010



For and on behalf of the Board

(NAKUL NATH)
DIRECTOR

(BAKUL NATH)
DIRECTOR

(HITESH BANSAL)
COMPANY SECRETARY

SPAN AGRO PROPERTIES PVT. LTD.

BALANCE SHEET AS AT 31ST MARCH, 2010

<u>PARTICULARS</u>	<u>SCHEDULE</u>	<u>AS AT 31.03.2010 (RUPEES)</u>	<u>AS AT 31.03.2009 (RUPEES)</u>
I. SOURCES OF FUNDS			
<u>Shareholders Funds</u>			
Share Capital	1	100,400	100,400
Reserve & Surplus	2	6,784,498	6,706,396
<u>Loan Funds</u>			
Unsecured Loan	3	-	2,000,000
TOTAL		<u>6,884,898</u>	<u>8,806,796</u>
II. APPLICATION OF FUNDS			
<u>Fixed Assets</u>			
Gross Block	4	20,568,396	1,642,753
Less: Depreciation		<u>30,041</u>	<u>27,944</u>
Net Block		<u>20,538,355</u>	<u>1,614,809</u>
<u>Investments</u>			
	5	16,134,935	16,134,935
<u>Current Assets, Loans & Advances</u>			
Cash and Bank Balances	6	1,027,004	1,075,425
Loans and Advances		<u>24,227,544</u>	<u>25,031,651</u>
		<u>25,254,548</u>	<u>26,107,076</u>
<u>Less: Current Liabilities & Provisions</u>			
Current Liabilities	7	55,014,457	35,017,148
Provisions		<u>28,483</u>	<u>32,876</u>
		<u>55,042,940</u>	<u>35,050,024</u>
Net Current Assets		<u>(29,788,392)</u>	<u>(8,942,948)</u>
TOTAL		<u>6,884,898</u>	<u>8,806,796</u>

Accounting Policies and Notes on Accounts form an integral part of the Balance Sheet.

As per our report of even date attached.

For S.P.SHARMA & ASSOCIATES
CHARTERED ACCOUNTANTS

S.P. Sharma

(S.P.SHARMA) F.C.A.
PARTNER
M.No. 15921

PLACE: NEW DELHI
DATED: 10.08.2010



For SPAN AGRO PROPERTIES PVT. LTD.

Naval Vohra

DIRECTOR

[Signature]

DIRECTOR

SPAN PLANTATIONS PVT.LTD.

BALANCE SHEET AS AT 31ST MARCH, 2010

<u>Particulars</u>	<u>Schedule</u>	As At 31.03.2010 <u>(Rupees)</u>	As At 31.03.2009 <u>(Rupees)</u>
I. SOURCES OF FUNDS			
<u>Shareholders Funds</u>			
Share Capital	1	100,000	100,000
Reserve & Surplus	2	466,806	437,604
<u>Loan Funds</u>			
Unsecured Loan	3	-	827,000
TOTAL		<u>566,806</u>	<u>1,364,604</u>
II. APPLICATION OF FUNDS			
<u>Fixed Assets</u>			
Gross Block	4	153,300	153,300
Less: Depreciation		-	-
Net Block		<u>153,300</u>	<u>153,300</u>
<u>Current Assets, Loans and Advances</u>			
Cash and Bank Balances	5	869,415	862,922
Loans and Advances		<u>14,970,386</u>	<u>14,970,876</u>
Total (A)		<u>15,839,801</u>	<u>15,833,798</u>
<u>Less: Current Liabilities and Provisions</u>			
Current Liabilities	6	15,413,236	14,606,618
Provisions		<u>13,059</u>	<u>15,876</u>
Total (B)		<u>15,426,295</u>	<u>14,622,494</u>
Net Current Assets	(A)-(B)	413,506	1,211,304
TOTAL		<u>566,806</u>	<u>1,364,604</u>

Significant Accounting Policies and Notes to the Accounts

7

Schedule 1 to 7 referred above form an integral part of this Balance Sheet.

As per our report of even date attached.

For L.B.JHA & CO.
CHARTERED ACCOUNTANTS

For SPAN PLANTATIONS PVT. LTD.

SATYABRATA PATI
PARTNER
M # 95080

DIRECTOR

DIRECTOR

PLACE: NEW DELHI
DATED: 10.08.2010



SPAN BEACH RESORTS PVT. LTD.

BALANCE SHEET AS AT 31ST MARCH, 2010

<u>Particulars</u>	<u>Schedule</u>	<u>As At 31.03.2010 (Rupees)</u>	<u>As At 31.03.2009 (Rupees)</u>
I. SOURCES OF FUNDS			
<u>Shareholders Funds</u>			
Share Capital	1	100,000	100,000
<u>Loan Funds</u>			
Unsecured Loan	2	225,000	225,000
TOTAL		<u>325,000</u>	<u>325,000</u>
II. APPLICATION OF FUNDS			
<u>Current Assets, Loans and Advances</u>			
Cash and Bank Balances	3	93,001	102,139
Total (A)		<u>93,001</u>	<u>102,139</u>
<u>Less: Current Liabilities and Provisions</u>			
Current Liabilities	4	13,236	6,618
Total (B)		<u>13,236</u>	<u>6,618</u>
Net Current Assets	(A)-(B)	79,765	95,521
<u>Miscellaneous Expenditure</u>			
(To the extent not written off or adjusted)	5		
Preliminary & Pre-operative Expenses		245,235	229,479
TOTAL		<u>325,000</u>	<u>325,000</u>

Significant Accounting Policies and Notes to the Accounts
Schedule 1 to 6 referred above form an integral part of this Balance Sheet.

As per our report of even date attached.

For L.B.JHA & CO.
CHARTERED ACCOUNTANTS

For SPAN BEACH RESORTS PVT. LTD.


SATYABRATA PATI
PARTNER
M # 95080


DIRECTOR


DIRECTOR

PLACE: NEW DELHI
DATED: 19.07.2010



SHAKA PROPERTIES PVT. LTD.

BALANCE SHEET AS AT 31ST MARCH 2010

<u>Particulars</u>	<u>Schedule</u>	AS AT 31.03.2010 (Rupees)	AS AT 31.03.2009 (Rupees)
I. SOURCES OF FUNDS			
<u>Shareholders Funds</u>			
Share Capital	1	100,040	100,040
Reserve & Surplus	2	35,104,866	32,867,266
<u>Loan Funds</u>			
Unsecured Loans	3	41,000,000	-
TOTAL		<u>76,204,906</u>	<u>32,967,306</u>
II. APPLICATION OF FUNDS			
<u>Fixed Assets</u>			
Gross Block	4	38,269,169	24,687,968
Less: Depreciation		-	-
Net Block		<u>38,269,169</u>	<u>24,687,968</u>
<u>Investments</u>			
	5	84,235,258	92,450,131
<u>Current Assets, Loans & Advances</u>			
Cash and Bank Balances		703,512	3,736,977
Loans and Advances		3,441,306	17,604,327
Total (A)		<u>4,144,818</u>	<u>21,341,304</u>
<u>Less: Current Liabilities & Provisions</u>			
Current Liabilities	7	50,015,339	105,011,167
Provisions		429,000	500,930
Total (B)		<u>50,444,339</u>	<u>105,512,097</u>
Net Current Assets	(A)-(B)	(46,299,521)	(84,170,793)
TOTAL		<u>76,204,906</u>	<u>32,967,306</u>

Significant Accounting Policies and Notes
to the Accounts

12

Schedule 1 to 7 and 12 referred above form an integral part of this Balance Sheet.

As per our report of even date attached.

For L.B.JHA & CO.
CHARTERED ACCOUNTANTS

For SHAKA PROPERTIES PVT. LTD.

SATYABRATA PATI
PARTNER
M # 95080

DIRECTOR

DIRECTOR

PLACE: NEW DELHI
DATED: 10.08.2010



SHAKA ESTATE & FINANCE PVT. LTD.

BALANCE SHEET AS AT 31ST MARCH, 2010

<u>Particulars</u>	<u>Schedule</u>	AS AT 31.03.2010 (Rupees)	AS AT 31.03.2009 (Rupees)
I. SOURCES OF FUNDS			
<u>Shareholders Funds</u>			
Share Capital	1	100,040	100,040
Reserve & Surplus	2	7,108,923	6,895,480
<u>Loan Funds</u>			
Unsecured Loan	3	38,450,000	38,750,000
TOTAL		<u>45,658,963</u>	<u>45,745,520</u>
II. APPLICATION OF FUNDS			
<u>Fixed Assets</u>			
Gross Block	4	21,474,140	21,474,140
Less : Depreciation		-	-
Net Block		<u>21,474,140</u>	<u>21,474,140</u>
<u>Investments</u>			
	5	20,466,222	20,466,222
<u>Current Assets, Loans & Advances</u>			
Cash and Bank Balances		3,732,589	3,732,390
Loans and Advances		82,248	178,186
Total (A)		<u>3,814,837</u>	<u>3,910,576</u>
Less: <u>Current Liabilities & Provisions</u>			
Current Liabilities	7	14,236	6,618
Provisions		82,000	98,800
Total (B)		<u>96,236</u>	<u>105,418</u>
Net Current Assets	(A)-(B)	3,718,601	3,805,158
TOTAL		<u>45,658,963</u>	<u>45,745,520</u>

Significant Accounting Policies and Notes to the Accounts

8

Schedule 1 to 8 referred above form an integral part of this Balance Sheet.

As per our report of even date attached.

For L.B.JHA & CO.
CHARTERED ACCOUNTANT

For SHAKA ESTATE & FINANCE PVT. LTD.

SATYABRATA PATI
PARTNER
M # 95080

DIRECTOR

DIRECTOR

PLACE: NEW DELHI
DATED: 10.08.2010



GREENHILL PROPERTIES PVT. LTD.

BALANCE SHEET AS AT 31ST MARCH, 2010

<u>Particulars</u>	<u>Schedule</u>	<u>AS AT 31.03.2010</u>	<u>AS AT 31.03.2009</u>
I. SOURCES OF FUNDS			
<u>Shreholders' Funds</u>			
Share Capital	1	100,000	100,000
Reserve & Surplus	2	32,555,614	24,061,121
<u>Loan Funds</u>			
Secured Loan	3	76,144,153	84,949,779
Unsecured Loan	4	10,500,000	14,500,000
TOTAL		<u>119,299,767</u>	<u>123,610,900</u>
II. APPLICATION OF FUNDS			
<u>Fixed Assets</u>			
Gross Block	5	114,438,648	114,438,648
Less: Depreciation		<u>2,141,320</u>	<u>275,970</u>
Net Block		112,297,328	114,162,678
<u>Investments</u>			
	6	12,674,935	12,674,935
<u>Current Assets, Loans & Advances</u>			
Cash and Bank Balance		1,058,946	2,342,776
Loans and Advances		<u>4,572,128</u>	<u>4,038,025</u>
Total (A)		<u>5,631,074</u>	<u>6,380,801</u>
<u>Less: Current Liabilities & Provisions</u>			
Current Liabilities	8	9,580,570	5,816,684
Provisions		<u>1,723,000</u>	<u>3,790,830</u>
Total (B)		<u>11,303,570</u>	<u>9,607,514</u>
Net Current Assets	(A)-(B)	(5,672,496)	(3,226,713)
TOTAL		<u>119,299,767</u>	<u>123,610,900</u>

Significant Accounting Policies and
Notes to the Accounts

10

Schedules 1 to 8 and 10 referred above form an integral part of this Balance Sheet.

As per our report of even date attached.

For L.B.JHA & Co.
CHARTERED ACCOUNTANTS

For GREENHILL PROPERTIES PVT. LTD.


SATYABRATA PATI
PARTNER
M # 95080


DIRECTOR


DIRECTOR

PLACE: NEW DELHI
DATED: 10.08.2010



GREEN VALLEY PROPERTIES PVT. LTD.

BALANCE SHEET AS AT 31ST MARCH, 2010

<u>Particulars</u>	<u>Schedule</u>	<u>AS AT 31.03.2010 (Rupees)</u>	<u>AS AT 31.03.2009 (Rupees)</u>
I. SOURCES OF FUNDS			
<u>Shareholders Funds</u>			
Share Capital	1	100,000	100,000
<u>Loan Funds</u>			
Unsecured Loans	2	16,500,000	16,500,000
TOTAL		<u>16,600,000</u>	<u>16,600,000</u>
II. APPLICATION OF FUNDS			
<u>Fixed Assets</u>			
Gross Block	3	16,228,140	16,228,140
Less: Depreciation		-	-
Net Block		<u>16,228,140</u>	<u>16,228,140</u>
<u>Investments</u>	4	20,000	20,000
<u>Current Assets, Loans and Advances</u>			
Cash and Bank Balances	5	151,943	161,136
Loans & Advances		24,750	24,750
Total (A)		<u>176,693</u>	<u>185,886</u>
<u>Less: Current Liabilities and Provisions</u>			
Current Liabilities	6	13,236	6,618
Total (B)		<u>13,236</u>	<u>6,618</u>
Net Current Assets	(A)-(B)	163,457	179,268
<u>Miscellaneous Expenditure</u>			
(To the extent not written off or adjusted)	7		
Preliminary & Pre-operative Expenses		188,403	172,592
TOTAL		<u>16,600,000</u>	<u>16,600,000</u>

Significant Accounting Policies and Notes to the Accounts

8

Schedules 1 to 8 referred above form an integral part of this Balance Sheet.

As per our report of even date attached.

For L.B.JHA & CO.
CHARTERED ACCOUNTANTS

For GREEN VALLEY PROPERTIES PVT. LTD.

SATYABRATA PATI
PARTNER
M # 95080

DIRECTOR

DIRECTOR

PLACE: NEW DELHI
DATED: 10.08.2010



RAMKANTA PROPERTIES PVT. LTD.

BALANCE SHEET AS AT 31ST MARCH, 2010

<u>Particulars</u>	<u>Schedule</u>	AS AT 31.03.2010 (Rupees)	AS AT 31.03.2009 (Rupees)
I. SOURCES OF FUNDS			
<u>Shareholders Funds</u>			
Share Capital	1	1,050,020	1,050,020
<u>Loan Funds</u>			
Unsecured Loans	2	<u>42,125,000</u>	<u>42,125,000</u>
TOTAL		<u><u>43,175,020</u></u>	<u><u>43,175,020</u></u>
II. APPLICATION OF FUNDS			
<u>Fixed Assets</u>			
Gross Block	3	41,961,900	41,961,900
Less: Depreciation		<u>3,769,354</u>	<u>3,085,375</u>
Net Block		<u><u>38,192,546</u></u>	<u><u>38,876,525</u></u>
<u>Current Assets, Loans & Advances</u>			
Cash and Bank Balances	4	664,784	695,186
Loans and Advances		<u>42,071</u>	<u>44,731</u>
Total (A)		<u><u>706,855</u></u>	<u><u>739,917</u></u>
<u>Less: Current Liabilities & Provisions</u>			
Current Liabilities	5	13,236	10,868
Provisions		<u>5,891</u>	<u>6,530</u>
Total (B)		<u><u>19,127</u></u>	<u><u>17,398</u></u>
Net Current Assetas	(A)-(B)	687,728	722,519
<u>Profit & Loss Account</u>			
As per Profit & Loss Account		<u>4,294,746</u>	<u>3,575,976</u>
TOTAL		<u><u>43,175,020</u></u>	<u><u>43,175,020</u></u>

Significant Accounting Policies and
Notes to the Accounts

6

Schedules 1 to 6 referred above form an integral part of this Balance Sheet.

As per our report of even date attached.

For L.B.JHA & CO.
CHARTERED ACCOUNTANTS

For RAM KANTA PROPERTIES PVT. LTD.

SATYABRATA PATI
PARTNER
M # 95080

DIRECTOR

DIRECTOR

PLACE: NEW DELHI
DATED: 10.08.2010



MAGNUM ASSOCIATES PVT. LTD.
BALANCE SHEET AS AT 31ST MARCH, 2010

<u>Particulars</u>	<u>Schedule</u>	AS AT 31.03.2010 (Rupees)	AS AT 31.03.2009 (Rupees)
I. SOURCES OF FUNDS			
<u>Shareholders' Funds</u>			
Share Capital	1	100,200	100,200
<u>Reserve & Surplus</u>			
Profit & Loss Account		2,469,664	2,183,703
<u>Deferred Tax Liability</u>		1,560	1,696
TOTAL		2,571,424	2,285,599
II. APPLICATION OF FUNDS			
<u>Fixed Assets</u>			
Gross Block	2	12,500	12,500
Less: Depreciation		6,589	5,995
Net Block		5,911	6,505
<u>Investments</u>			
	3	40,000	40,000
<u>Current Assets, Loans & Advances</u>			
Cash and Bank Balances	4	150,889	2,255,428
Loans and Advances		2,530,404	167,020
Total (A)		2,681,293	2,422,448
<u>Less: Current Liabilities & Provisions</u>			
Current Liabilities	5	26,780	31,954
Provisions		129,000	151,400
Total (B)		155,780	183,354
Net Current Assets	(A)-(B)	2,525,513	2,239,094
TOTAL		2,571,424	2,285,599

Significant Accounting Policies and Notes
to the Accounts

6

Schedules 1 to 6 referred above form an integral part of this Balance Sheet.

As per our report of even date attached.

For L.B.JHA & CO.
CHARTERED ACCOUNTANTS

For MAGNUM ASSOCIATES PVT. LTD.

SATYABRATA PATI
PARTNER
M # 95080



DIRECTOR

DIRECTOR

PLACE: NEW DELHI
DATED: 10.08.2010

EMC ALLOYS PRIVATE LIMITED

BALANCE SHEET AS AT 31ST MARCH, 2010

<u>Particulars</u>	<u>Schedule</u>	<u>AS AT 31.03.2010 (Rupees)</u>	<u>AS AT 31.03.2009 (Rupees)</u>
<u>I. SOURCES OF FUNDS</u>			
<u>Shareholder's Funds</u>			
Share Capital	1	100,000	100,000
<u>Loan Funds</u>			
Unsecured Loan	2	2,400,000	-
TOTAL		<u>2,500,000</u>	<u>100,000</u>
<u>II. APPLICATION OF FUNDS</u>			
<u>Fixed Assets</u>			
Gross Block	3	52,564,371	24,660,144
Less: Depreciation		-	-
Net Block		<u>52,564,371</u>	<u>24,660,144</u>
<u>Current Assets, Loans & Advances</u>			
Cash and Bank Balances	4	337,412	25,312,062
Loans and Advances		44,516,320	36,936
Total (A)		<u>44,853,732</u>	<u>25,348,998</u>
<u>Less: Current Liabilities & Provisions</u>			
Current Liabilities	5	95,013,236	50,006,618
Provisions		10,859	32,800
Total (B)		<u>95,024,095</u>	<u>50,039,418</u>
Net Current Assets	(A)-(B)	(50,170,363)	(24,690,420)
<u>PROFIT & LOSS ACCOUNT</u>			
Profit & Loss Account		105,992	130,276
TOTAL		<u>2,500,000</u>	<u>100,000</u>

Significant Accounting Policies and Notes to the Accounts 6
Schedules 1 to 6 referred above form an integral part of this Balance Sheet.

As per our report of even date attached.

For L.B.JHA & Co.
CHARTERED ACCOUNTANTS

For EMC ALLOYS PRIVATE LIMITED

SATYABRATA PATI
PARTNER
M # 95080



Vandana
DIRECTOR

[Signature]
DIRECTOR

PLACE: NEW DELHI
DATED: 10.08.2010

EMC PROJECTS PRIVATE LIMITED

Balance Sheet as at 31st March 2010

	Schedule No.	As at 31st March 2010		As at 31st March 2009
		Rs.	Rs.	Rs.
SOURCES OF FUNDS				
Shareholders' Funds				
Share Capital	1		1,030,040	1,030,040
Reserves & Surplus	2		89,181,948	37,053,048
Unsecured Loan	6		36,650,000	28,744,600
Total:			126,861,988	66,827,688
APPLICATION OF FUNDS				
Fixed Assets				
Gross Block	3	48,320,374		69,572,747
Less: Depreciation		845,874		823,356
Net Block		47,474,500	47,474,500	68,749,391
Investments	4		32,418,695	32,418,695
Deferred Tax Assets. - Net (Read with note no. B (5) of Schedule - 12)			114,133	130,798
Current Assets, Loans & Advances				
Cash and Bank Balances	5	414,193		1,648,426
Loans and Advances		51,833,784		316,304
		52,247,977		1,964,730
Less: Current Liabilities & Provisions				
Current Liabilities				
Sundry Creditors	7	506,490		319,704
Other Liabilities				36,000,000
Provisions		4,886,827		116,222
		5,393,317		36,435,926
Net Current Assets			46,854,660	(34,471,196)
Total:			126,861,988	66,827,688
Significant Accounting Policies & Notes on Accounts	12			


Note: The Schedules referred to above form an integral part of the Balance Sheet.

As per our report of even date attached.

For G. Basu & Co.
Chartered Accountants
R.No.-301174E

For Emc Projects Pvt Ltd

For Emc Projects Pvt Ltd


(J.N. DHAR)
Partner
(M. No.007117)




(L. C. BANSAL)
Director


(A. K. GHOSH)
Director

Place : Kolkata
Dated : 4th August , 2010

EMC STEELAL LIMITED

BALANCE SHEET AS AT 31st MARCH, 2010

	Schedule No.		As at 31.03.2010 Rs.	As at 31.03.2009 Rs.
SOURCES OF FUNDS				
Shareholders' Funds	1		55,020,000	55,020,000
Share Capital				
Reserve & Surplus	1A		129,526,229	-
Deferred Tax Liability (Depreciation)			15,232	45,694
Total:			184,561,461	55,065,694
APPLICATION OF FUNDS				
Fixed Assets	2			
Gross Block		253,350		13,783,872
Less: Depreciation		191,777		1,437,289
Net Block		61,573	61,573	12,346,583
Investment	3		4,050,000	4,050,000
Current Assets, Loans & Advances				
Cash and Bank Balances	4	2,486,081		793,347
Loans and Advances	5	179,560,222		9,036,828
		182,046,303		9,830,175
LESS: Current Liabilities & Provisions				
Current Liabilities	6	1,296,326		1,219,619
Provisions		300,089		21,884
		1,596,415		1,241,503
Net Current Assets			180,449,888	8,588,672
Profit and Loss Account				30,080,439
Total:			184,561,461	55,065,694
Significant Accounting Policies & Notes on Account	12			

The Schedule referred to above form an integral part of the Balance Sheet

As per our report of even date

For G. Basu & Co.

Chartered Accountants
R.NO - 301174E

For EMC STEELAL LIMITED For EMC STEELAL LIMITED

J. N. DHAR
(J. N. DHAR)
Partner
(M. No. 007117)
Kolkata



Dated : 27th July 2010.

NAKUL NATH
NAKUL NATH
(Director)

P S V RAJAN
P S V RAJAN
(Director)

NETVANTAGE TECHNOLOGIES PVT. LTD.
BALANCE SHEET AS AT 31ST MARCH, 2010

<u>Particulars</u>	<u>Schedule</u>	<u>AS AT</u> <u>31.03.2010</u> <u>(Rupees)</u>	<u>AS AT</u> <u>31.03.2009</u> <u>(Rupees)</u>
I. SOURCES OF FUNDS			
<u>Shareholders Funds</u>			
Share Capital	1	100,000	100,000
<u>Reserve & Surplus</u>			
Profit & Loss Account		602,427	618,519
<u>Loan Funds</u>			
Unsecured Loan	2	76,300,000	76,300,000
TOTAL		77,002,427	77,018,519
II. APPLICATION OF FUNDS			
<u>Fixed Assets</u>			
Gross Block	3	76,803,890	76,803,890
Less : Depreciation		-	-
Net Block		76,803,890	76,803,890
<u>Current Assets, Loans & Advances</u>			
Cash and Bank Balances		211,773	228,080
Loans and Advances		-	226
Total (A)		211,773	228,306
<u>Less: Current Liabilities & Provisions</u>			
Current Liabilities	5	13,236	13,677
Provisions		-	-
Total (B)		13,236	13,677
Net Current Assets	(A)-(B)	198,537	214,629
TOTAL		77,002,427	77,018,519

Significant Accounting Policies and Notes to the Accounts 6
Schedule 1 to 6 referred above form an integral part of this Balance Sheet.

As per our report of even date attached.

For L.B.JHA & CO.
CHARTERED ACCOUNTANT

For NETVANTAGE TECHNOLOGIES PVT. LTD.

SATYABRATA PATI
PARTNER
M # 95080



[Signature]
DIRECTOR

[Signature]
DIRECTOR

PLACE: NEW DELHI
DATED: 10.08.2010

INTERNATIONAL MANAGEMENT TECHNOLOGIES PVT. LTD.
BALANCE SHEET AS AT 31ST MARCH, 2010

<u>Particulars</u>	<u>Schedule</u>	AS AT 31.03.2010 (Rupees)	AS AT 31.03.2009 (Rupees)
I SOURCES OF FUNDS			
<u>Shareholders Funds</u>			
Share Capital	1	10,000,000	10,000,000
Reserve & Surplus	2	139,000,458	71,269,445
<u>Loan Funds</u>			
Unsecured Loan	3	176,292,924	35,000,000
Deferred Tax Liability		44,078	367,667
TOTAL		<u>325,337,460</u>	<u>116,637,112</u>
II APPLICATION OF FUNDS			
<u>Fixed Assets</u>			
Gross Block	4	294,280,767	39,570,981
Less : Depreciation		13,446,796	2,417,640
Net Block		<u>280,833,971</u>	<u>37,153,341</u>
<u>Investments</u>			
<u>Current Assets, Loans & Advances</u>	5	69,469,331	67,533,704
Sundry Debtors	6		
Cash and Bank Balances		433,350	40,872
Loans and Advances		2,106,488	1,024,443
Total (A)		<u>36,804,274</u>	<u>52,350,079</u>
		<u>39,344,112</u>	<u>53,415,394</u>
<u>Less: Current Liabilities & Provisions</u>			
Current Liabilities	7	32,737,954	12,915,327
Provisions		31,572,000	28,550,000
Total (B)		<u>64,309,954</u>	<u>41,465,327</u>
Net Current Assets		(A)-(B)	<u>11,950,067</u>
TOTAL		<u>325,337,460</u>	<u>116,637,112</u>

Significant Accounting Policies and Notes

to the Accounts

14

Schedule 1 to 7 and 14 referred above form an integral part of this Balance Sheet.

As per our report of even date attached.

For L.B.JHA & CO.
CHARTERED ACCOUNTANT


For INTERNATIONAL MANAGEMENT TECHNOLOGIES PVT. LTD.

(CA SATYABRATA PATHI)
PARTNER
M # 95080

DIRECTOR

DIRECTOR

PLACE: NEW DELHI
DATED: 10.08.2010



Institute of Management Technology FZ L.L.C.
Dubai International Academic City, Dubai - United Arab Emirates

Statement of financial position as at March 31, 2011
(In Arab Emirates Dirham)

	Notes	2011	2010
Assets			
<i>Current assets:</i>			
Cash and bank balances	4	1,667,337	2,676,015
Accounts receivable	6	32,927	36,512
Other receivables	7	5,967,208	9,576,440
Total current assets		7,667,472	12,288,967
<i>Non-current assets:</i>			
Property, plant and equipment	8	91,198,876	74,688,297
Total assets		98,866,348	86,977,264
Liabilities and equity			
<i>Current liabilities:</i>			
Borrowings	9	4,124,012	6,112,387
Accounts and other payables	10	13,032,919	13,511,159
Total current liabilities		17,156,931	19,623,546
<i>Non-current liabilities:</i>			
Loans from related parties	5	6,064,593	
Borrowings	9	16,359,513	8,694,994
Debentures	11	23,861,500	23,861,500
Total non-current liabilities		46,285,606	32,556,494
Total liabilities		63,442,537	52,180,040
Shareholders' equity			
Share capital	2	24,375,000	24,375,000
Share Premium		13,350,000	13,350,000
Accumulated (losses)	12	(5,051,189)	(2,927,776)
Shareholder's loan account	13	2,750,000	
Total shareholders' equity		35,423,811	34,797,224
Total liabilities and shareholders' equity		98,866,348	86,977,264

The accompanying notes form an integral part of these financial statements.

The report of the auditors is set out on page 5 & 6.

The financial statements on pages 7 to 22 were approved on May 18, 2011 and signed on behalf of the Entity by:


Director

I.M.T FZC
Balance Sheet
As at 31 March 2011

	<u>Notes</u>	<u>2011</u> <u>AED</u>
ASSETS		
Non-current assets		
Fixed assets	3	<u>4,810,856</u>
Current assets		
Other receivables	4&10	49,000
Cash and cash equivalents	5	<u>148,400</u>
Total current assets		<u>197,400</u>
Total assets		<u>5,008,256</u>
EQUITY AND LIABILITIES		
Capital and reserves		
Shareholders' funds		
Share capital	6	450,000
Accumulated profits		<u>580,156</u>
Total Equity and Shareholders' funds		<u>1,030,156</u>
Current liabilities		
Other payables	7&10	<u>3,978,100</u>
Total current liabilities		<u>3,978,100</u>
Total equity and liabilities		<u>5,008,256</u>

The accompanying notes form an integral part of these financial statements.

The report of auditors is set forth on page 2.

We confirm that we are responsible for these financial statements, including selecting the accounting policies and making the judgments underlying them. We confirm that we have made available all relevant accounting records and information for their compilation.

Approved by the director on 30th July 2011.

MANAGER



NEELKAMAL REALTY PRIVATE LIMITED
BALANCE SHEET AS AT 31ST MARCH, 2010

<u>Particulars</u>	<u>Schedule</u>	As At 31.03.2010 (Rupees)	As At 31.03.2009 (Rupees)
I. SOURCES OF FUNDS			
<u>Shareholders Funds</u>			
Share Capital	1	100,000	100,000
<u>Loan Funds</u>			
Unsecured Loans	2	8,700,000	8,500,000
TOTAL		<u>8,800,000</u>	<u>8,600,000</u>
II. APPLICATION OF FUNDS			
<u>Fixed Assets</u>			
Gross Block	3	8,598,242	8,598,242
Less: Depreciation		-	-
Net Block		<u>8,598,242</u>	<u>8,598,242</u>
<u>Current Assets, Loans & Advances</u>			
Cash and Bank Balances	4	95,490	23,520
Loans and Advances		-	-
Total (A)		<u>95,490</u>	<u>23,520</u>
Less: <u>Current Liabilities & Provisions</u>			
Current Liabilities	5	193,236	262,368
Total (B)		<u>193,236</u>	<u>262,368</u>
Net Current Assets	(A)-(B)	(97,746)	(238,848)
<u>Profit & Loss Account</u>			
Loss as per Profit & Loss Account		299,504	240,606
TOTAL		<u>8,800,000</u>	<u>8,600,000</u>

Significant Accounting Policies and Notes
to the Accounts

6


Schedules 1 to 6 referred above form an integral part of this Balance Sheet.

As per our report of even date attached.

For L.B.JHA & CO.
CHARTERED ACCOUNTANTS

For NEELKAMAL REALTY PRIVATE LIMITED

SATYABRATA PATI
PARTNER
M # 95080



DIRECTOR

DIRECTOR

PLACE: NEW DELHI
DATED: 10.08.2010

UNIQUE TECHNOBUILD PVT. LTD.

BALANCE SHEET AS AT 31ST MARCH, 2010

<u>Particulars</u>	<u>Schedule</u>	AS AT 31.03.2010 (Rupees)	AS AT 31.03.2009 (Rupees)
I. SOURCES OF FUNDS			
<u>Shareholders Funds</u>			
Share Capital	1	100,000	100,000
<u>Reserve & Surplus</u>			
Profit & Loss Account		134,342,080	74,232,020
<u>Loan Funds</u>			
Secured Loan	2	212,552,105	240,041,676
Unsecured Loan	3	47,052,627	-
TOTAL		<u>394,046,812</u>	<u>314,373,696</u>
II. APPLICATION OF FUNDS			
<u>Fixed Assets</u>			
Gross Block	4	209,497,156	114,080,206
Less: Depreciation		6,772,522	4,123,630
Net Block		<u>202,724,634</u>	<u>109,956,576</u>
<u>Investments</u>			
	5	52,177,246	50,241,619
<u>Current Assets, Loans and Advances</u>			
6			
Sundry Debtors		11,815,019	-
Cash and Bank Balances		1,638,616	2,303,593
Loans & Advances		186,503,460	192,535,499
Total (A)		<u>199,957,095</u>	<u>194,839,092</u>
<u>Less: Current Liabilities and Provisions</u>			
7			
Current Liabilities		30,972,163	22,863,591
Provisions		29,840,000	17,800,000
Total (B)		<u>60,812,163</u>	<u>40,663,591</u>
Net Current Assets	(A)-(B)	<u>139,144,932</u>	<u>154,175,501</u>
TOTAL		<u>394,046,812</u>	<u>314,373,696</u>

Significant Accounting Policies and Notes to the Accounts

8

Schedule 1 to 8 referred above form an integral part of this Balance Sheet.

As per our report of even date attached.

For L.B.JHA & CO.
CHARTERED ACCOUNTANTS

For UNIQUE TECHNOBUILD PVT. LTD.

SATYABRATA PATI
PARTNER
M # 95080

DIRECTOR

DIRECTOR

PLACE: NEW DELHI
DATED: 10.08.2010



ROBINSON REALTY PVT. LTD.

BALANCE SHEET AS AT 31ST MARCH, 2010

<u>Particulars</u>	<u>Schedule</u>	<u>AS AT 31.03.2010 (Rupees)</u>	<u>AS AT 31.03.2009 (Rupees)</u>
I. SOURCES OF FUNDS			
<u>Shareholders Funds</u>			
Share Capital	1	100,000	100,000
<u>Loan Funds</u>			
Unsecured Loans	2	200,000	200,000
TOTAL		<u>300,000</u>	<u>300,000</u>
II. APPLICATION OF FUNDS			
<u>Current Assets, Loans and Advances</u>			
Cash and Bank Balances	3	96,417	105,555
Total (A)		<u>96,417</u>	<u>105,555</u>
<u>Less: Current Liabilities and Provisions</u>			
Current Liabilities	4	13,236	6,618
Total (B)		<u>13,236</u>	<u>6,618</u>
Net Current Assets	(A)-(B)	83,181	98,937
<u>Miscellaneous Expenditure</u>			
(To the extent not written off or adjusted)	5		
Preliminary & Pre-operative Expenses		216,819	201,063
TOTAL		<u>300,000</u>	<u>300,000</u>

Significant Accounting Policies and Notes to the Accounts

6


Schedules 1 to 6 referred above form an integral part of this Balance Sheet.

As per our report of even date attached.

For L.B.JHA & CO.
CHARTERED ACCOUNTANTS

For ROBINSON REALTY PVT. LTD.

SATYABRATA PATI
PARTNER
M # 95080



[Signature]
DIRECTOR

[Signature]
DIRECTOR

PLACE: NEW DELHI
DATED: 10.08.2010

CENTENARY TRADING PVT. LTD.
BALANCE SHEET AS AT 31ST MARCH, 2010


<u>Particulars</u>	<u>Schedule</u>	AS AT 31.03.2010 (Rupees)	AS AT 31.03.2009 (Rupees)
I. SOURCES OF FUNDS			
<u>Shareholders Funds</u>			
Share Capital	1	100,000	100,000
<u>Loan Funds</u>			
Unsecured Loans	2	65,100,000	64,400,000
TOTAL		65,200,000	64,500,000
II. APPLICATION OF FUNDS			
<u>Fixed Assets</u>			
Gross Block	3	64,150,345	64,150,345
Less: Depreciation		213,154	183,342
Net Block		63,937,191	63,967,003
<u>Current Assets, Loans and Advances</u>			
Cash and Bank Balances	4	875,324	154,090
Total (A)		875,324	154,090
<u>Less: Current Liabilities and Provisions</u>			
Current Liabilities	5	9,118	25,868
Provision		11,737	-
Total (B)		20,855	25,868
Net Current Assets	(A)-(B)	854,469	128,222
<u>Miscellaneous Expenditure</u>			
(To the extent not written off or adjusted)	6		
Preliminary Expenses		130,787	174,382
<u>Profit & Loss Account</u>			
As per Profit & Loss Account		277,553	230,393
TOTAL		65,200,000	64,500,000

Accounting Policies and Notes on Accounts form an integral part of the Balance Sheet.

As per our report of even date attached.

For S.P.SHARMA & ASSOCIATES
CHARTERED ACCOUNTANTS
FRN - 000744N

(S.P.SHARMA) C.A.
PARTNER
M No. 15921



For CENTENARY TRADING PVT. LTD.

(DIPANKAR CHATTERJI)
DIRECTOR

(AJAY SHARMA)
DIRECTOR

PLACE: NEW DELHI
DATED: 10.08.2010

ALZO INVESTMENTS PVT. LTD.
5, SIRI FORT ROAD, NEW DELHI - 110049

BALANCE SHEET AS AT MARCH 31, 2010

Particulars	Sch. No.	Amount As At 31.3.2010		Amount As At 31.3.2009	
		(Rupees)	(Rupees)	(Rupees)	(Rupees)
<u>SOURCES OF FUNDS</u>					
<u>SHAREHOLDERS FUND</u>					
Share Capital	1	2,852,000.00		2,852,000.00	
Share Application Money		20,000,000.00		-	
Reserves & Surplus	2	<u>3,990,285.60</u>	26,842,285.60	<u>4,814,374.27</u>	7,666,374.27
<u>LOAN FUNDS</u>					
Unsecured Loans	3		856,592.00		216,592.00
			<u>27,698,877.60</u>		<u>7,882,966.27</u>
<u>APPLICATION OF FUNDS</u>					
<u>FIXED ASSETS</u>					
Gross Block	4	3,479,966.00		2,729,966.00	
Depreciation		<u>535,998.07</u>		<u>261,247.98</u>	
Net Block			2,943,967.93		2,468,718.02
<u>INVESTMENTS</u>	5		6,096,440.00		396,160.00
<u>CURRENT ASSETS, LOANS AND ADVANCES</u>					
<u>Current Assets</u>					
a) Closing Stock	6	1,672,951.36		1,843,063.00	
b) Cash & Bank Balances		4,250,775.90		944,092.46	
Loans and Advances	7	<u>12,709,354.00</u>		<u>2,378,728.00</u>	
		18,633,081.26		5,165,883.46	
<u>LESS:- CURRENT LIABILITIES AND PROVISIONS</u>					
Current Liabilities	8	65,605.00		27,000.00	
Provisions				<u>145,000.00</u>	
		<u>65,605.00</u>		<u>172,000.00</u>	
NET CURRENT ASSETS			18,567,476.26		4,993,883.46
<u>DEFERRED TAX ASSETS</u>			90,993.43		24,204.80
Significant Accounting Policies & Notes to the accounts	12				
			<u>27,698,877.60</u>		<u>7,882,966.27</u>

In terms of our report of even date attached

FOR ALZO INVESTMENTS PVT. LTD.


FOR NATH AHUJA & COMPANY
 CHARTERED ACCOUNTANTS

Alka Hall

Nath Ahuja

DIRECTOR

DIRECTOR



Place: New Delhi,
 Dated: 16/09/2010

M.No.: 080178

NAKUL SECURITIES PRIVATE LIMITED
5, SIRI FORT ROAD, NEW DELHI - 110049

BALANCE SHEET AS AT MARCH 31, 2010

Particulars	Sch. No.	Amount As At 31.3.2010 (Rupees)	Amount As At 31.3.2009 (Rupees)
SOURCES OF FUNDS			
SHAREHOLDERS FUND			
Share Capital	1	100,000.00	100,000.00
Share Application Money		5,016,575.00	16,575.00
Reserves & Surplus		691,140.73	449,163.20
		<u>5,807,715.73</u>	<u>565,738.20</u>
DEFERRED TAX LIABILITY		14,007.00	15,305.00
LOAN FUNDS			
Unsecured Loans	2	40,000.00	20,000.00
		<u>5,861,722.73</u>	<u>601,043.20</u>
APPLICATION OF FUNDS			
FIXED ASSETS			
Gross Block	3	200,761.90	200,761.90
Depreciation		120,864.66	105,752.02
Net Block			79,897.24
			<u>95,009.88</u>
INVESTMENTS		1,000,000.00	
CURRENT ASSETS, LOANS AND ADVANCES			
Current Assets	4		
a) Closing Stock		574,000.53	292,365.00
b) Cash and Bank Balances		682,467.71	86,885.04
c) Sundry Debtors			250.03
Loans and Advances		3,742,011.25	330,262.25
		<u>4,998,479.49</u>	<u>709,762.32</u>
LESS:- CURRENT LIABILITIES AND PROVISIONS			
Current Liabilities	5	159,334.00	120,729.00
Provisions		57,320.00	83,000.00
		<u>216,654.00</u>	<u>203,729.00</u>
NET CURRENT ASSETS		<u>4,781,825.49</u>	<u>506,033.32</u>
		<u>5,861,722.73</u>	<u>601,043.20</u>

Significant Accounting Policies & Notes to the Accounts 8

The Schedules & Notes to Accounts annexed hereto form an integral part of the Balance Sheet.

In terms of our report of even date attached

FOR NAKUL SECURITIES PRIVATE LIMITED


Alko Singh

DIRECTOR

Naresh

DIRECTOR

FOR NATH AHUJA & COMPANY
 CHARTERED ACCOUNTANTS



M.No.: 080178

Place: New Delhi
 Dated: 16/08/2010

BAKUL HOLDINGS PRIVATE LIMITED**5, SIRI FORT ROAD, NEW DELHI - 110049****BALANCE SHEET AS AT MARCH 31,2010**

Particulars	Sch. No.	Amount As At 31.3.2010		Amount As At 31.3.2009	
		(Rupees)	(Rupees)	(Rupees)	(Rupees)
SOURCES OF FUNDS					
SHAREHOLDERS FUND					
Share Capital	1	100,000.00		100,000.00	
Share Application Money		5,040,000.00		40,000.00	
Reserves & Surplus		582,152.36	5,722,152.36	539,277.20	679,277.20
DEFERRED TAX LIABILITY			7,249.00		7,663.00
LOAN FUNDS					
Unsecured Loans	2		72,913.00		20,000.00
			<u>5,802,314.36</u>		<u>706,940.20</u>
APPLICATION OF FUNDS					
FIXED ASSETS					
Gross Block	3	247,925.00		239,175.00	
Depreciation		31,658.44		23,867.98	
Block			216,266.56		215,307.02
INVESTMENTS			1,000,000.00		
CURRENT ASSETS, LOANS AND ADVANCES					
Current Assets					
a) Closing Stock	4	687,451.30		418,929.85	
b) Cash & Bank Balances		423,154.50		65,005.12	
c) Sundry Debtors				243.21	
Loans and Advances		3,554,031.00		153,939.00	
		4,664,636.80		648,117.18	
LESS:- CURRENT LIABILITIES AND PROVISIONS					
Current Liabilities	5	78,589.00		39,984.00	
Provisions				116,500.00	
		78,589.00		156,484.00	
NET CURRENT ASSETS			4,586,047.80		491,633.18
Significant Accounting Policies & Notes to the Accounts	8				
			<u>5,802,314.36</u>		<u>706,940.20</u>

In terms of our report of even date attached

FOR BAKUL HOLDINGS PVT. LTD.

Alke Lal

DIRECTOR

Place: New Delhi,
Dated: 16/09/2010*[Signature]*

DIRECTOR

FOR NATH AHUIA & COMPANY
CHARTERED ACCOUNTANTS

(N.N. AHUIA)
PROPRIETOR**M.No.: 080178**